


# At-a-Glance

Iowa NRCS • October 2020

State Conservationist Jon Hubbert  
515-284-6655 | Jon.Hubbert@usda.gov



## FY20 Total Program Accomplishments

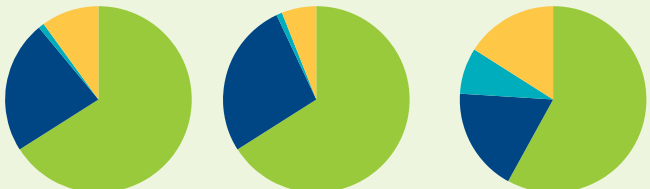


ACEP	*\$12.3 M	1,755 AC	7 easements
CSP	\$17.4 M	187,981 AC	395 contracts
EQIP	**\$30.1 M	126,696 AC	1,022 contracts
<b>TOTAL</b>	<b>\$59.8 M</b>	<b>316,432 AC</b>	<b>1,424 contracts</b>

\*ACEP includes \$1.8 M in funding for stewardship activities on existing easements.  
\*\*EQIP includes 3 Conservation Innovation Grant (CIG) contracts totaling \$261,760.

## Conservation Stewardship Program (CSP)

- FY20 Renewal
- New FY20
- FY20 CSP-GCI
- New RCPP-CSP (Monarch)



## Environmental Quality Incentives Program (EQIP)

### Obligations by Sub-Accounts

Conservation Activity Plans	\$328,158	14,950 AC	91 contracts
Emergency Animal Mortality	\$89,718	21 AC	6 contracts
High Tunnel System	\$255,232	55 AC	19 contracts
Historically Underserved	\$8.6 M	23,105 AC	263 contracts
MRBI	\$3.6 M	16,185 AC	100 contracts
NWQI	\$1.8 M	4,594 AC	49 contracts
On-Farm Energy	\$510,232	274 AC	8 contracts
Organic	\$301,347	2,809 AC	15 contracts
Prairie Pothole	\$1 M	556 AC	39 contracts
Source Water Protection	\$2.9 M	19,572 AC	55 contracts
Wildlife	\$3.9 M	10,842 AC	232 contracts

## Ongoing Program Workload

Active Contracts, Easements & Acres



- CSP
- EQIP
- Conservation Easements

## FY20 Regional Conservation Partnership Program (RCPP)

Driftless Area Habitat for the Wild & Rare Phase 2	\$176,160	181 AC	3 contracts
Fox River Water Quality Project	\$64,562	190 AC	3 contracts
Innovative Conservation Agriculture	\$49,449	1,101 AC	15 contracts
Midwest Agriculture Water Quality Partnership	\$778,123	8,667 AC	13 contracts
SmithfieldGro: Sustainable Grain Supply Chains	\$22,303	674 AC	3 contracts
Improving Working Lands for Monarch Butterflies (CSP)	\$1,739,384	12,101 AC	32 contracts
<b>Totals</b>	<b>\$2,829,981</b>	<b>22,916 AC</b>	<b>69 contracts</b>

FY20 RCPP projects are part of EQIP, except for the Monarch Butterfly project. The results above are included in EQIP & CSP totals on the first page.

## FY20 Iowa Conservation Innovation Grants (CIG)

Iowa NRCS selected three State CIGs in FY20. These grants help develop the tools, technologies, and strategies to support next-generation conservation efforts on working lands and develop market-based solutions to resource challenges. Grantees match the CIG investment at least one to one.

**Sustainable Iowa Land Trust:** This project will provide a one-stop-shop for landowners and producers exploring agroforestry resources in Iowa. (\$99,000)

**Iowa Soybean Association:** Using Soil Health Testing data provided by participating farmers, this project will develop an open access and interactive farmer-friendly portal that will provide an easy interface for farmers and landowners to upload data. (\$71,075)

**Soil and Water Conservation Society:** Eight trials over a two-year project period with corn and soybean farmers - 3 reduced tillage and 5 cover crop - will be completed to help develop producer strategies, in cooperation with Land O'Lakes, Inc. (\$91,685)

## FY20 Iowa Partners in Conservation (IPC)

These funds will be used to help support Iowa NRCS mission areas and increase partner staff in local field offices.

**Iowa Department of Natural Resources:** The Iowa DNR Technical Partnership #2 will expand and accelerate delivery of direct technical assistance to increase conservation practices and encourage the wise use of land, water, wildlife, and related resources within Iowa. (\$1.3 million)

## Other Conservation Activities

**Watershed and Flood Prevention Operations (Polk County):** Provides assistance for the Eastern Polk County Watershed Improvement Project Work Plan - Environmental Assessment (Plan-EA) project. (\$600,000)

**Conservation Reserve Program (CRP)\***  
Contracts: **119,743**  
Acres: **2 Million**

**State Cost-Share (IDALS)\***  
Funds: **\$15.96 M**  
Practices Funded: **5,345**

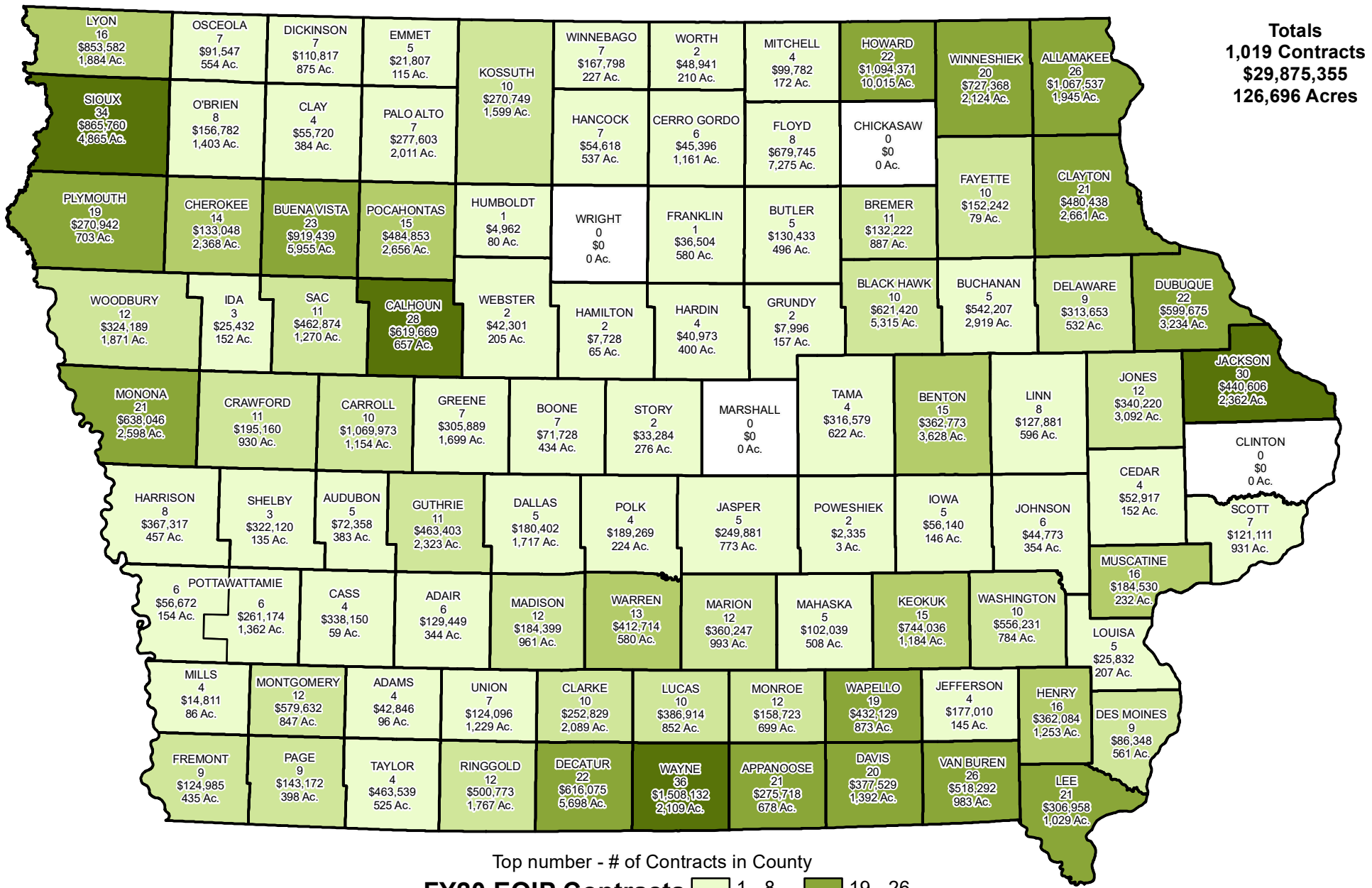
**Conservation Plans\***  
Written: **12,624**  
Acres Planned: **889,071**

\*See maps for more details.



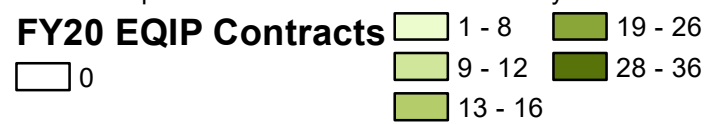


# FY2020 EQIP Obligations Including RCPP (as of 9/30/2020)



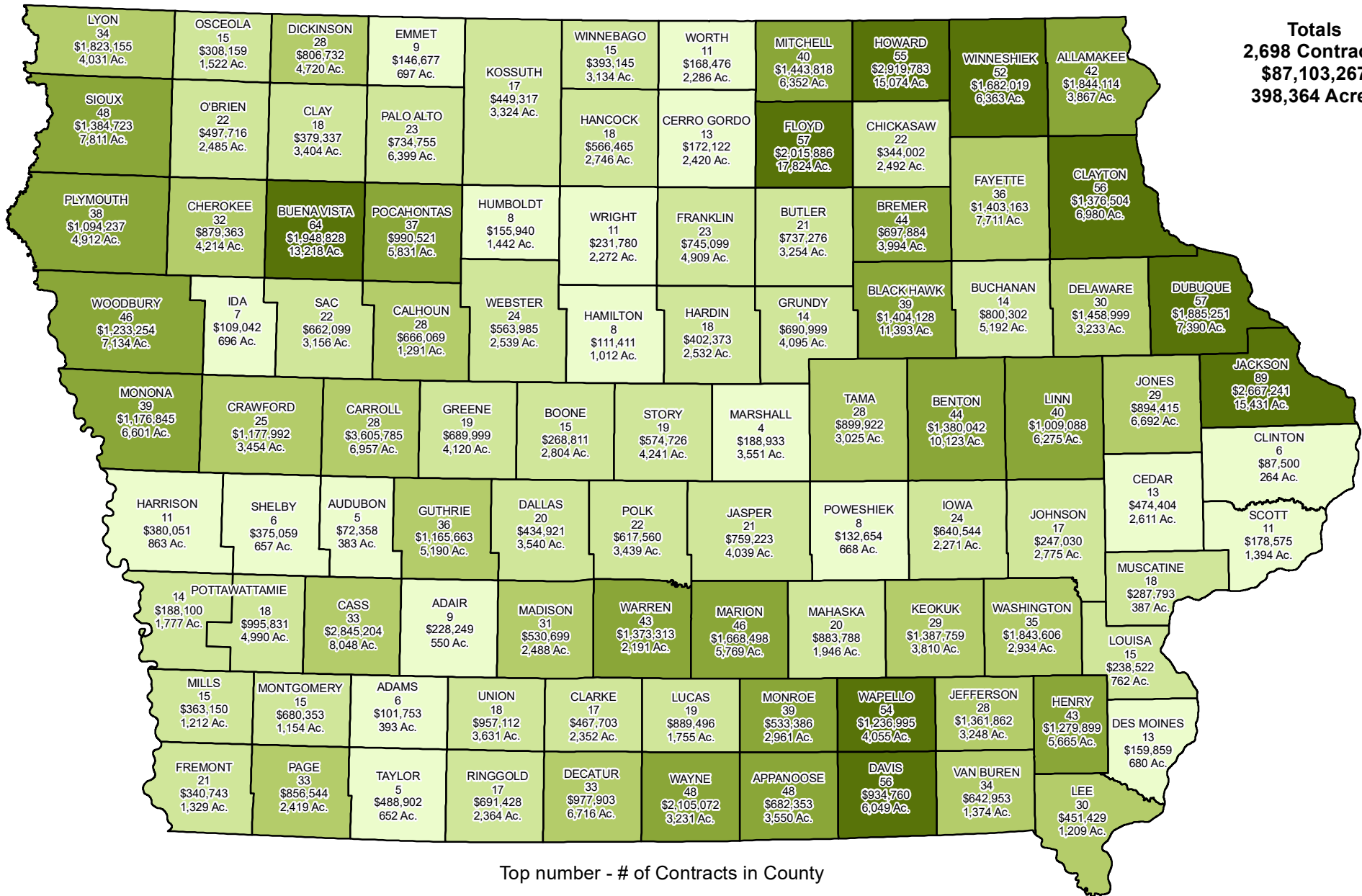
**Totals**  
**1,019 Contracts**  
**\$29,875,355**  
**126,696 Acres**

Top number - # of Contracts in County



# All Active EQIP Obligations Including RCPP (as of 9/30/2020)

**Totals**  
**2,698 Contracts**  
**\$87,103,267**  
**398,364 Acres**



Top number - # of Contracts in County

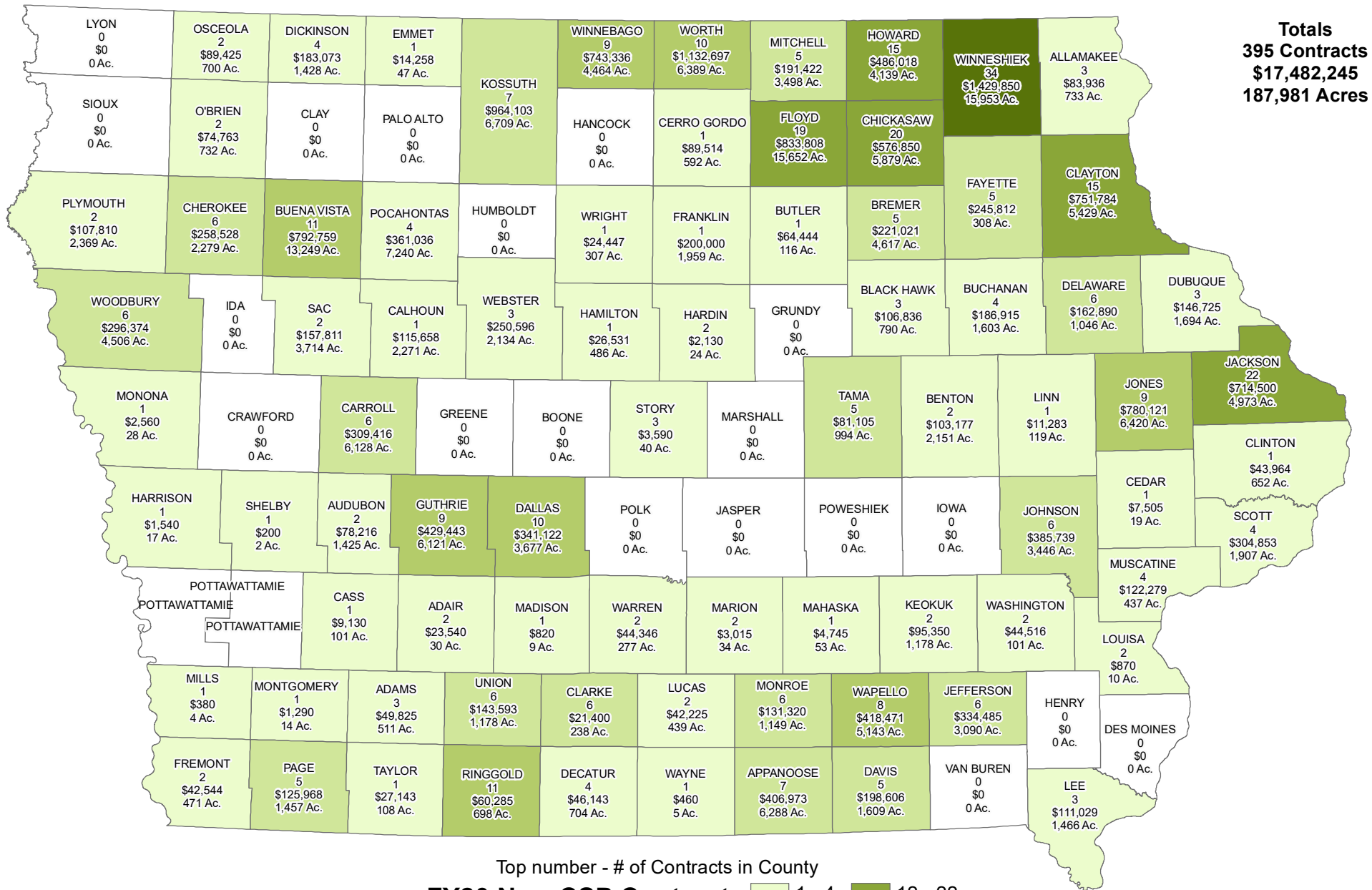


United States  
 Department of  
 Agriculture

**EQIP Contracts**

14 - 24	37 - 48	
4 - 13	25 - 36	52 - 89

# FY2020 New CSP Contracts Including Classic CSP, CSP-Renewal, RCPP-CSP, and CSP-GCI



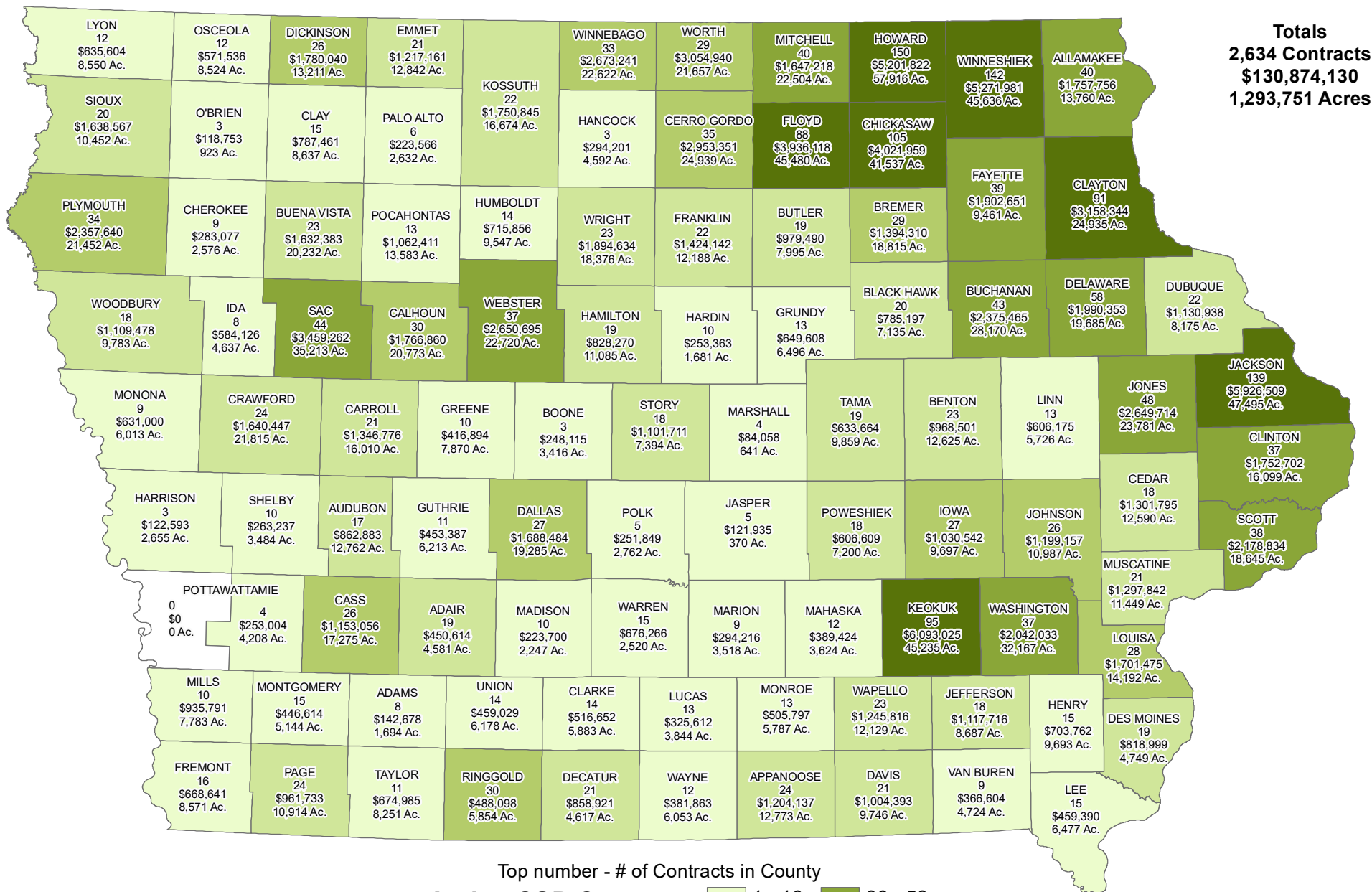
**Totals**  
**395 Contracts**  
**\$17,482,245**  
**187,981 Acres**

Top number - # of Contracts in County



Data as of 9/30/2020  
 Map prepared 10/15/2020

# All Active CSP Contracts Including Classic CSP, CSP-Renewal, RCPP-CSP, and CSP-GCI



**Totals**  
**2,634 Contracts**  
**\$130,874,130**  
**1,293,751 Acres**

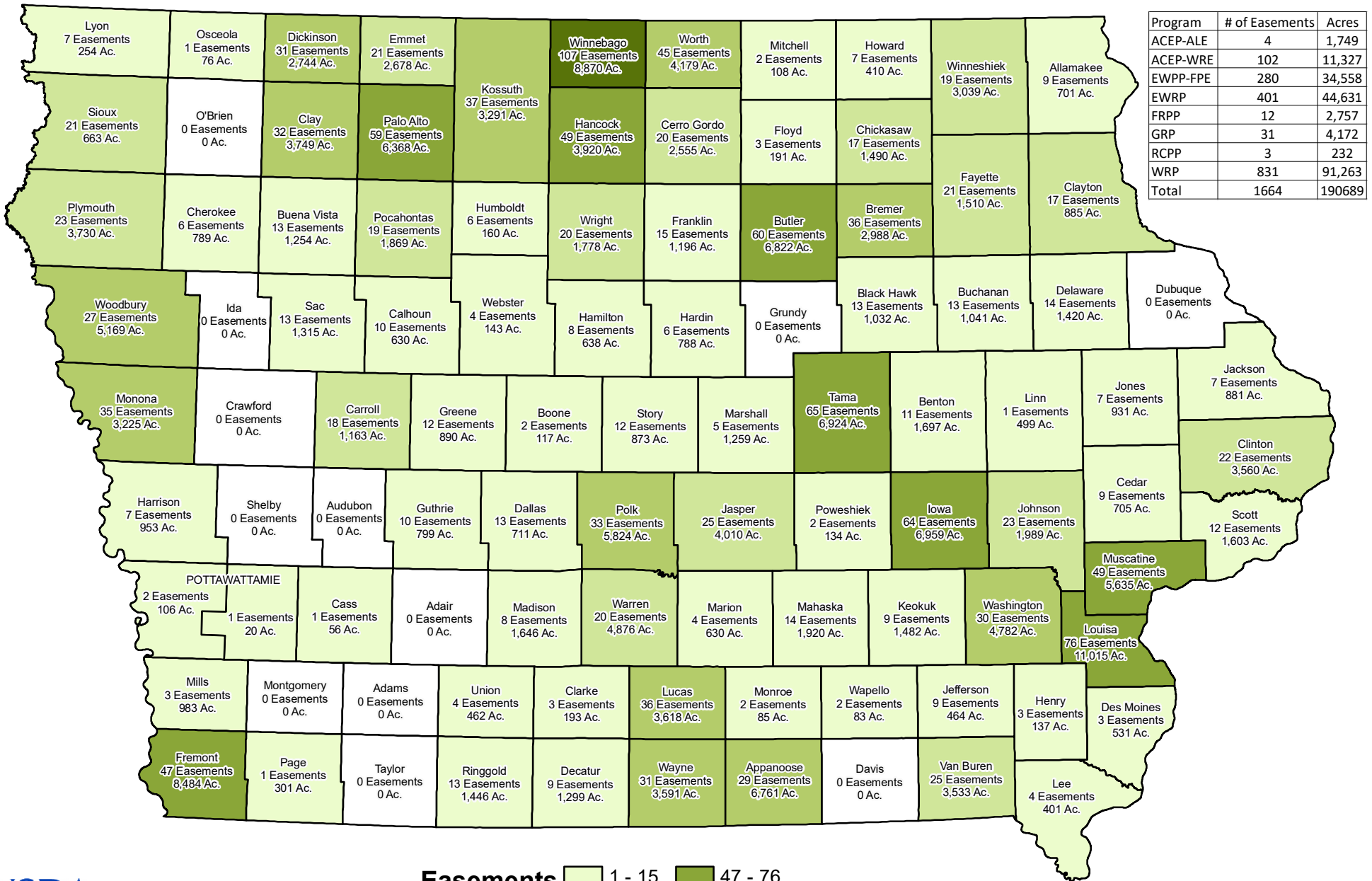
Top number - # of Contracts in County



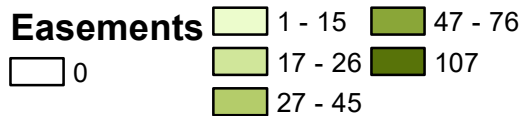
**United States  
 Department of  
 Agriculture**

Data as of 9/30/2020  
 Map prepared 10/13/2020

# FY2020 Iowa NRCS Conservation Easement Portfolio



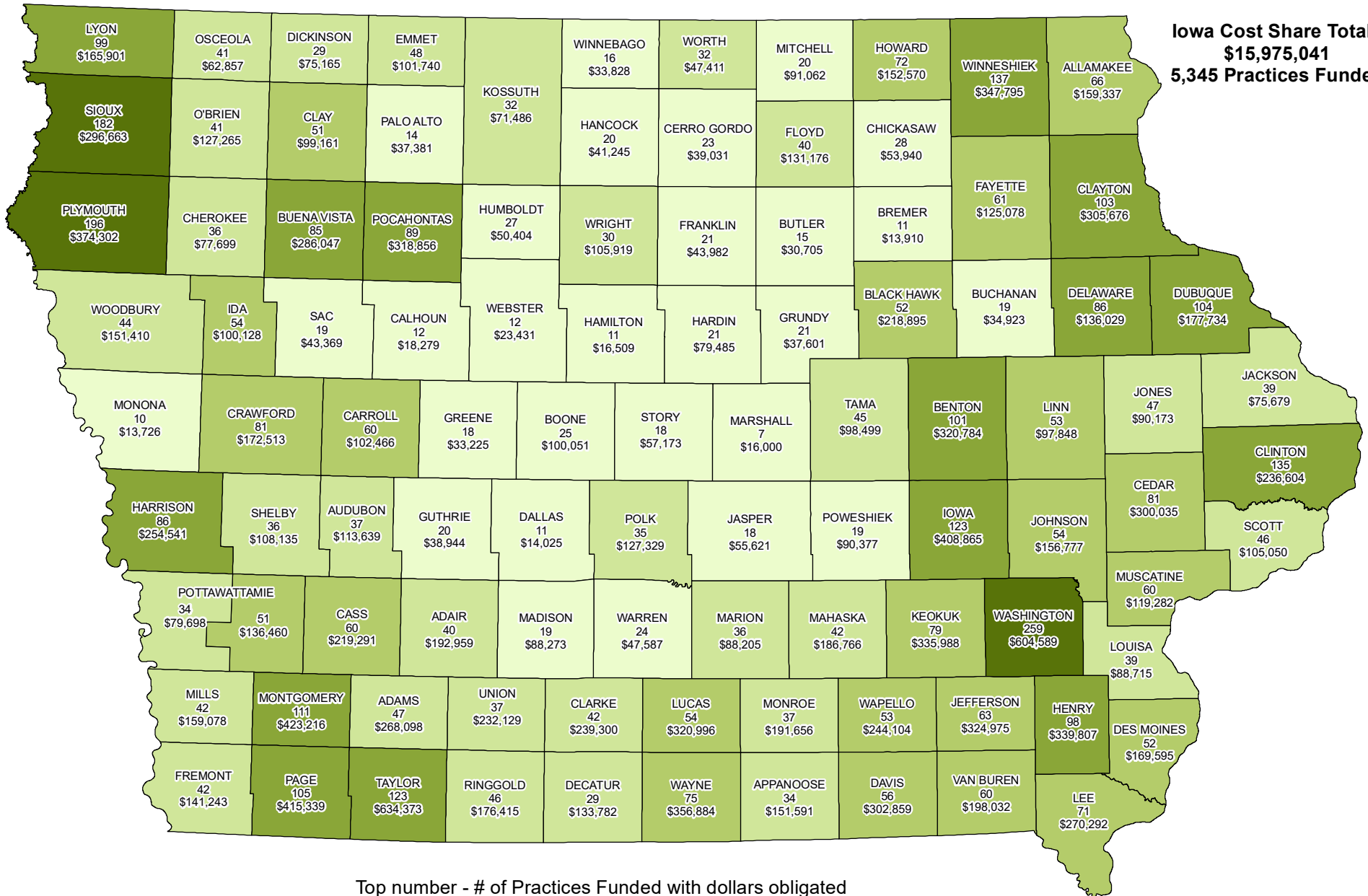
Program	# of Easements	Acres
ACEP-ALE	4	1,749
ACEP-WRE	102	11,327
EWPP-FPE	280	34,558
EWRP	401	44,631
FRPP	12	2,757
GRP	31	4,172
RCPP	3	232
WRP	831	91,263
<b>Total</b>	<b>1664</b>	<b>190689</b>



# 2020 State Cost Share - Practices (as of 6/30/2020)

Iowa conservation cost share programs include IFIP, REAP, WSPF, WPF, WQI, POL, 319 and No-Interest Loans

**Iowa Cost Share Totals**  
**\$15,975,041**  
**5,345 Practices Funded**



Top number - # of Practices Funded with dollars obligated



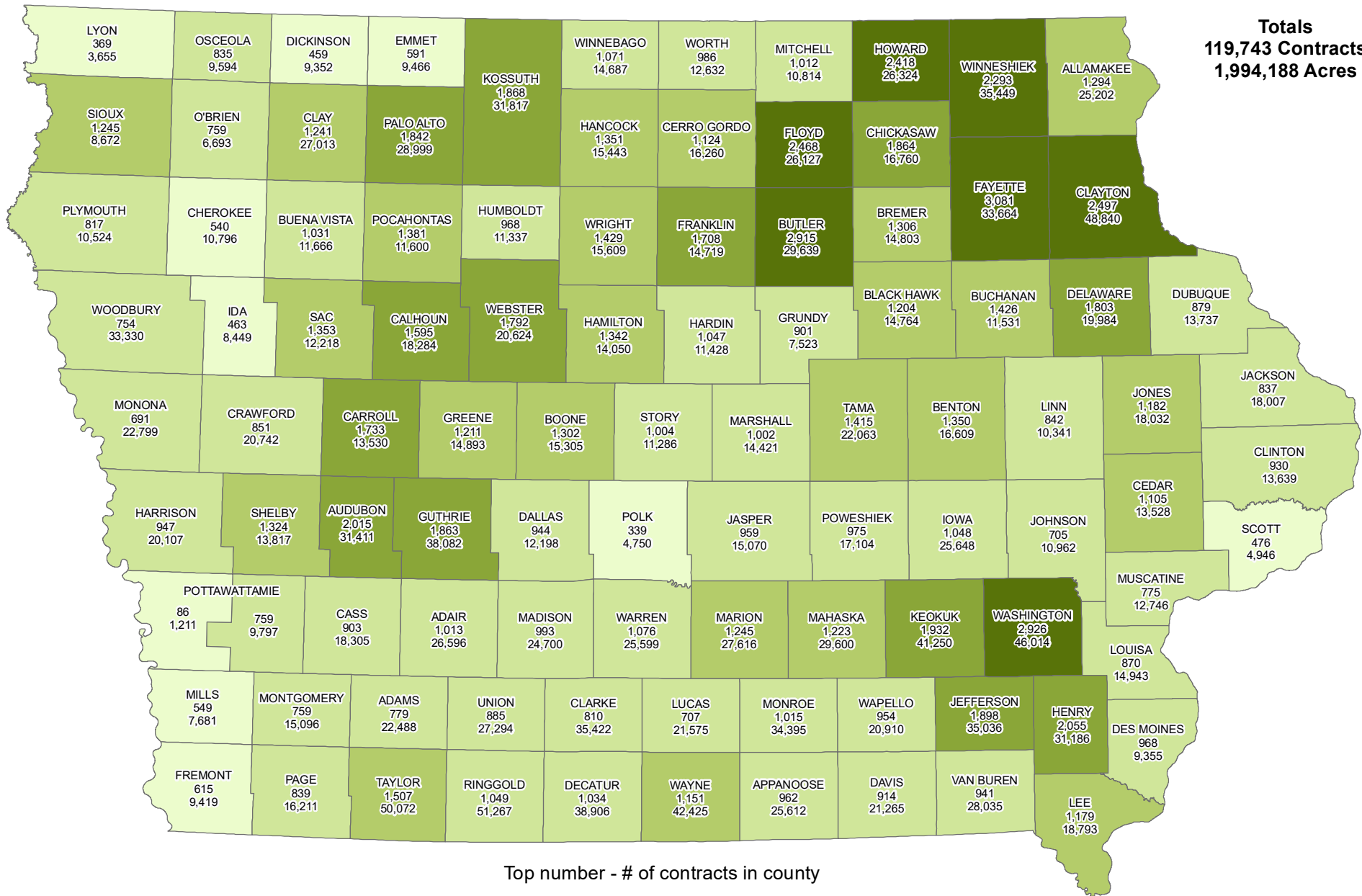
**United States  
 Department of  
 Agriculture**



Iowa Conservation cost share is administered by IDALS Division of Soil Conservation and Water Quality and Iowa's Soil and Water Conservation Districts with technical support from USDA Natural Resources Conservation Service

# Iowa Total Active CRP Contracts (as of 9/30/2020)

**Totals**  
**119,743 Contracts**  
**1,994,188 Acres**



Top number - # of contracts in county



**United States**  
**Department of**  
**Agriculture**

## CRP Contracts

86 - 615

691 - 1076

1105 - 1507

1595 - 2055

2293 - 3081

CRP is administered by the USDA Farm Service Agency  
 with technical support from  
 USDA Natural Resources Conservation Service  
 10/23/2020